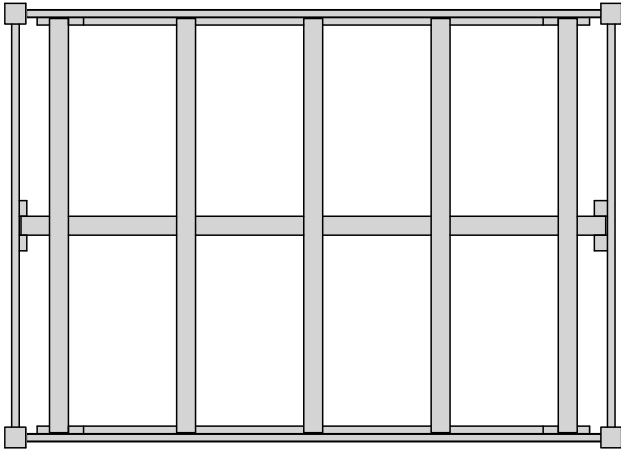


BED DETAILS

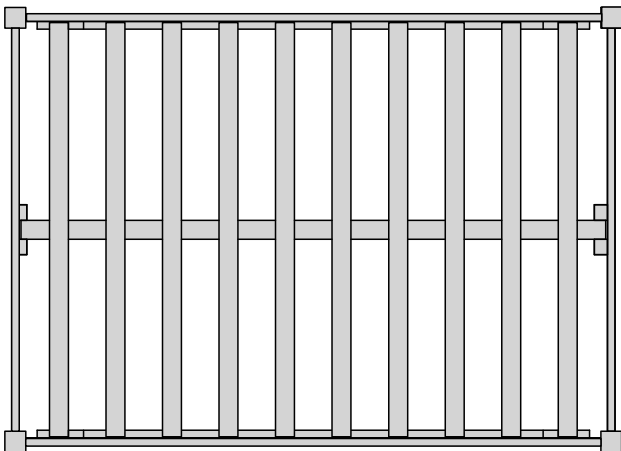


Standard Bed

Our standard bed configuration is designed to accommodate a boxspring and mattress with a combined height of 18" to 22". A slat roll and center support are supplied with all sizes excluding single and double size beds that are furnished with a slat roll only. (Queen size version is illustrated here.)

Floor to slats measurement

Floor to side rail measurement

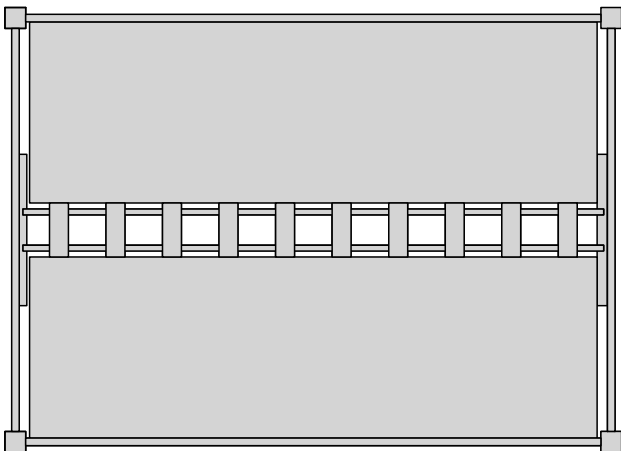


Platform Bed

Our platform bed configuration is designed to accommodate a mattress only (no boxspring) with a height of 8" to 12". A dense slat roll and center support are supplied with all sizes excluding single and double size beds that are furnished with a dense slat roll only. (Queen size version is illustrated here.)

Floor to slats measurement

Floor to side rail measurement



Storage Bed

Our storage bed configuration is designed to accommodate a mattress only (no boxspring) with a height of 8" to 12". A dense slat roll, two storage drawer units, and two dust covers are supplied with all sizes excluding single beds that are furnished with a dense slat roll, one storage drawer unit, "tall" side rail, and one dust cover. (Queen size version is illustrated here.)

Floor to slats measurement

Floor to side rail measurement